



# ENHANCING THE FUNCTIONALITY OF EMBEDDED SYSTEMS USING VARIES SENSORS

K.Harikrishna<sup>1</sup>, R.Ramesh<sup>2</sup>

<sup>1,2</sup>Asst. Prof, ECE

## Abstract

Nowadays the teaching is based on the tutorials and listening video lectures this can give the some knowledge here the students ideal but this is not sufficient to enhance the knowledge. To enhance the knowledge of students it should be required to do the practical's. Here the main concept of this paper is to enhance the knowledge by doing the practical's on embedded system based using sensors. The embedded system deals with software and hardware. We are using the sensors to detect unwanted obstacles in gardens, pen related sensors and so on. The students use UML which shows an excellent tool for developing different projects. From the student observations the values should be more valuable in the world. The students should know the varies functionalities of the embedded systems.

**Keywords:** Wireless Sensor Networks, Project Based Learning, Embedded Systems

## 1 Introduction

An embedded most important system in the real world because its functionality increasing day by day. almost everywhere it is used by the people. It can also be consider as an application that contains at least one programmable computer (microcontroller or microprocessor) and individuals that use it are unaware of its computer-based concepts. The following definitions are includes from very simple microcontrollers to very complex microcontrollers and used in portable devices such as MP3 players, PDAs and smart phone.

Motivated by this, the goal of our undergraduate course of Embedded Systems was to enable the

student to closely understand and become more familiar with the big diversity of the embedded “world”. Our pedagogical approach in learning embedded systems is based on project-based learning methodology.

The project that should be designed and developed by the students that selected this course represents an integration of different embedded devices (IDED). On one side we put small and smart sensors equipped with limited computational and wireless communication capabilities. These low-power and low-cost devices can be organized in a network and deployed widespread. On the other side, we have pocket PCs as complex type of embedded devices with more general-purpose. They have completely different power and bandwidth characteristics than low-power sensor nodes .

The IDED project is especially suitable for habitat and environmental monitoring, due to sensors ability to measure the environmental parameters and communicate among them and other smart devices and computers.

Section two of this paper describes the architecture of IDED. The third section explains the design and implementation of the IDED. The forth section gives the results provided from the tested participants in the project development. Section five presents the related work. Finally, we conclude this paper in section six.

## 2 IDED Architecture

In the recent years, there is a huge advancement in computing technology [5]. This has led to the production of wireless sensors that are not only capable of observing and reporting physical

phenomena, but also, this new generation of tiny sensor nodes can accomplish other operations, like data processing and communication. The sensors are organized in a network and communicate and exchange information using radio modules. They are actually responsible for the first stages of the Processing hierarchy. After taking samples from the environment they sense (light level, air temperature, humidity etc.) they can process data or exchange it. All sent packets are collected by the sink node that is directly connected with the laptop.

Our project follows simple system architecture. All sensor nodes send their sensor readings to the base station, and the base station sends those data to users (clients) via the Internet. Pocket PCs represent the clients that communicate with the server. The medium through which the communication is accomplished is wireless local area network, i.e. the clients could be anywhere if they have connection to the Internet (Fig. 1).

The base station (Laptop or Desktop PC) serves as a link between the sensors and the Pocket PCs. It can simultaneously communicate to both the sensor network and the Pocket PCs.

In order to increase motivation and enthusiasm for the project among students, we considered that the project should be applicable in real-life. Thus the final product should be an application for monitoring and controlling a greenhouse. The sensor nodes are deployed in a greenhouse room and are programmed to monitor different physical phenomena. They should especially pay attention for parameters that are important for providing normal conditions for the plants in the room. Sensors take samples on pre-defined intervals and send data to the sink node. Information is stored in a database and can be analyzed and processed on demand. If rapid or undesirable changes of some crucial values are noticed (i.e. if parameters exceed the predetermined range) system should alarm about the new situation for preventing or fixing the problem.

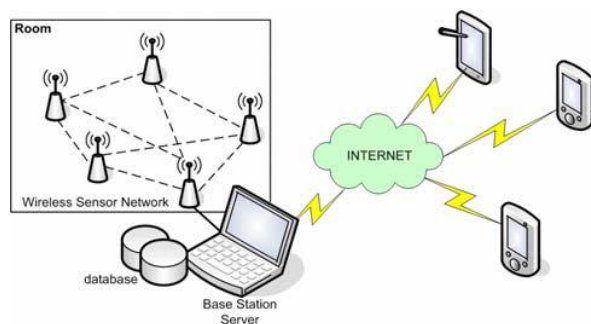


Fig. 1 Architecture of the system

Pocket PCs can be distributed anywhere within the system environment. In a real-life scenario they should be carried by the people that are employed in the greenhouse and are responsible for the garden and for the conditions inside. If system recognizes some alarming changes, the server should send an emergency signal to the clients (Pocket PCs), and employees should react according to that particular situation. Additionally, from time to time Pocket PC owner can ask for information about greenhouse conditions. The received data from the server can be processed locally and results can be shown on the display of the Pocket PC.

### 3 Design and Implementation

While UML (Unified Modelling Language) is an evolving standard for modelling and designing visual systems, it is rarely used for designing embedded systems [7].

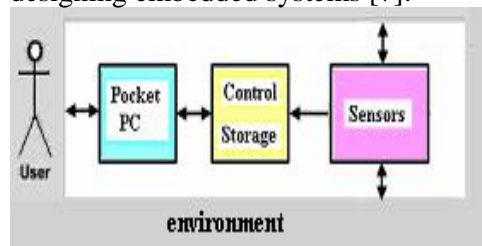


Fig. 2 Modified Broy logical architecture for IDED

We encourage our students to use UML and to enforce item-oriented paradigm or to use item analysis patterns in the analysis segment of embedded structures development [8].

As a begin point in designing we use Broy logical architecture [8], [9] changed into used. modified Broy logical structure for IDED is proven on Fig. 2. IDED consists of five additives: manipulate center and garage,

Sensors, Pocket pc, the environment, and the consumer. interplay among the user and the environment is executed through the Pocket desktops' person interface.

The deployment diagram of IDED may be visible in Fig. 3.

In IDED task, the scholars used Berkeley MICA motes, which can be bought from Crossbow technology, Inc (see Fig.four). they may be equipped with a radio module, four MHz microprocessor, memory, AA batteries and a set of sensors [10]. The motes run underneath TinyOS operating device, that's number one supposed for embedded systems which have barriers and addresses its assets concurrency and useful resource management [4]. TinyOS, libraries and programs are all written in a new programming language named NesC. The pattern taken from the sensor is represented as a sixteen-bit integer, however it consists of a 10-bit ADC analyzing.

NesC is established, component-based language. due to its familiarity with the programming language C, it become now not difficult for the application was first tested by using a simulator. After validating the simulation results, the application was deployed on the motes.

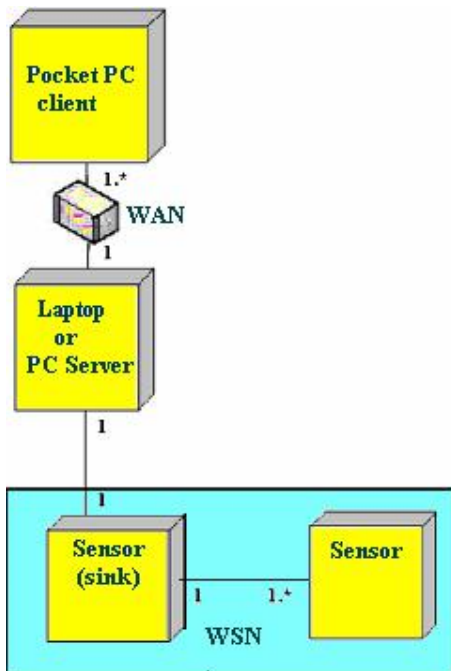


Fig. 3 Deployment diagram

Programming the motes can be done on two different ways, through serial port and using LAN. We have two sensor boards, MIB510 and MIB600, used for the different ways of

communication. By doing this, students could experiment directly with hardware and see how things work “in the real world”.

Because the motes are deployed in small and controlled environment we use a single -hop network was used. The major advantage of this system is its simple deployment [11].

The application for the pocket PCs is programmed in C# using Visual Studio .NET 2005, i.e. the Emulator for Pocket PC 2003, provided with the Visual Studio (see Fig.5).




Fig. 4 Mica motes

The pocket PCs run under the Windows Mobile 2003 operating system, while the desktop machines, on which the application is practically deployed, run under Windows XP. The server uses PostgreSQL database for storing information and data received from the sensor nodes.

After testing the source code on the Emulator, the application was deployed on the Pocket PCs using ActiveSync, a synchronization program developed by Microsoft.

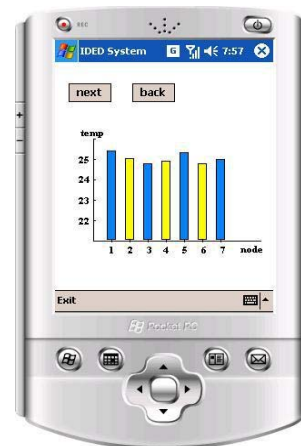


Fig. 5 Pocket PC Emulator

There are usually significant obstacles in setting up the application into the real hardware platform, mostly because testing on different embedded devices requires more expertise and working experience. Working directly with the hardware help students to learn all details of the embedded architecture, which is not possible if they only run their programs on simulators [3]. In our case, part of our laboratory was adopted as a garden room where wireless sensors were used by the students for monitoring process (see Fig.6).



Fig. 6 Experimenting directly with hardware

We implemented PBL methodology as follows: the above described complex project is divided on three logical units, each of them presenting a separate mini project. The objective of the first mini project is to develop the application on the wireless sensor network (WSN), the objective of the second mini project is to build the application for Pocket PCs, and the third mini project is focused on the server side and data processing. Students are organized in groups of 3-4 students and each group is assigned one mini project. At the beginning students work together to analyze and design the hole project. In this phase the students can contact the professor. In the next stage, students work only within their own group and are focused on their particular task. After finishing the mini projects, groups have to work together again to integrate their mini systems into IDEED. Working like this, students would collect specialized knowledge from one particular discipline, but they also have to obtain minimum knowledge about the other groups' mini projects. For example, the group developing the WSN project has to collect an enormous breadth of specific knowledge about WSNs [6], but in the process of integration this group has to understand the database solution

from the mini project of the third group. While working together on the integration of the system, they are faced with a real-life situation when they have to demonstrate different skills like communication, collaboration, organization, resource management etc.

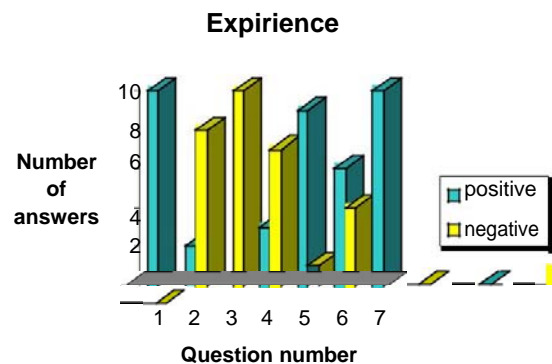
#### 4 Evaluation

We tested many participants in the project development. Some of them were asked to fill a questionnaire with purpose to collect information and comments for the presented project based learning.

The questions list that examines participants experience and acceptability of the Project Based Learning are:

- 1) Do you think that Project Based Learning (PBL) makes the learning process easier?
- 2) Have you developed applications with similar purpose before?
- 3) Do you have previous working experience with smart sensors?
- 4) Do you have previous working experience with Pocket PC?
- 5) Do you find that PBL is more useful then traditional learning approach applied in similar courses (microcontrollers, wireless networks etc.)
- 6) Do you find that you needed previous knowledge and skills for efficient working on IDEED?
- 7) Do you find that interdisciplinary projects increase the attractiveness of the course?

The Y axis in graph (1) represents questions with the same number from the questionnaire above.



Graph (1) Results from the questionnaire.

Results show that some of the examinees have used and have previous experience with Pocket PC application, but none of them have worked with smart sensors. They think that previous knowledge helped them in developing the project, but it was not essential for the success of the project realization. All of them agreed that PBL could make learning process easier and is much more attractive than traditional learning.

General opinion of all examinees was that the project based learning can significantly increase the effectiveness of the learning process.

### 5 Related Work

As embedded systems are becoming more popular in both industry and the research groups, many universities began to offer courses in Embedded Systems. But the practice in teaching embedded systems is still considered to be outdated and not synchronized with the industry trends [3]. Traditional teaching, usually based on lectures and tutorials fosters the idea of instruction-driven learning model [12] where students are passive listeners. Besides this approach, PBL as a different learning paradigm is standing behind constructivism learning theory, where learning from real-world situations is put on the first place. According to this “student centered” strategy [13][14], students collect in-deeper knowledge when they directly experience the situation. The benefits from PBL are not only professional skills related to that particular project and specialized knowledge, but also include socio-technical aspects [14]. For successful development of the project, students should demonstrate different general skills, like ability to work in group, communication and collaboration, ability to monitor and periodically review the project, time management skills, leadership skills etc.

Hsu and Liu [15] describe a project based learning pilot course for embedded system education. They consider that in the success of the project development the most influential factor is previous learned knowledge and skills. But there is also effect from project subject selection and capability of working under time pressure.

In [13] a detailed description for designing Electronic Systems Curriculum using PBL

strategy is given. The curriculum consists of four theoretical and four PBL courses. Theoretical courses should provide theoretical foundations for designing electronic circuits and should prepare students for the later PBL courses in which they should obtain multidisciplinary knowledge. Students are organized in groups and work together to develop complex projects. This approach has been evaluated for the last four years and provides magnificent results in increasing the interest in electronics among students. Multiple case studies to enhance PBL as a part of undergraduate computer architecture course are presented in [16]. Students and teachers simulate realistic consultant -customer scenario. Students play the roles of the consultants and they have to investigate some market sector and the existing computing technology. This is another alternative of PBL methodology.

In our approach, we added a PBL to the traditional face-to-face teaching by introducing an interdisciplinary project based on wireless sensor monitoring of real- world environment (greenhouse). The students use UML that was shown as an excellent tool for developing such a projects.. From the student perspective, we found that this high level of interdisciplinary is very valuable from the point of view of facing the students with real-life problems.

### 6 Conclusion

The purpose of this paper is to present our approach in learning embedded systems at our university. It is based on combination of traditional (face-to-face) learning and PBL. Our PBL represents an interdisciplinary project based on wireless sensor monitoring of real-world environment (greenhouse).

The students use UML that was shown as an excellent tool for developing such a projects. To the best of our knowledge we couldn't find in the literature a project with such a high level of interdisciplinary. From the student perspective, we found that this high level of interdisciplinary is very valuable from a point of view of facing the students with real-life problems.

In the future we plan to emphasize the PBL with respect to traditional learning for other similar courses. Interdisciplinary characteristics of the student projects will be especially respected.

Some of the suggestions and opinions that were given from the students and that were presented in our experimental results (for example the attractiveness of the course) will provide the base for the design of our future student projects.

### References

- [1] Michael J. Pont, "Embedded C", Addison-Wesley, 2002;
- [2] Wei Hongxing, Wang Tianmiao, "Curriculum of Embedded System for Software Colleges", in Proceedings of the 2nd IEEE/ASME International Conference on Mechatronic and Embedded Systems and Applications, Aug 2006, pp. 1-5;
- [3] Nooshabadi, S., Garside, J, "Modernization of Teaching in Embedded Systems Design—An International Collaborative Project", IEEE Transactions on Education, Vol 49, Issue 2, May 2006 pp. 254 - 262.
- [4] Konrad Lorincz, David J., Malan, Thaddeus R.F., Fulford-Jones, Alan Nawoj, Antony Clavel, Victor Shnayder, Geoffrey Mainland, Matt Welsh, Steve Moulton, "Sensor Networks for Emergency Response: Challenges and Opportunities", IEEE Pervasive Computing, Vol. 03, no. 4, Oct-Dec, 2004, pp. 16-23.
- [5] Joseph M. Hellerstein, Wei Hong, Samuel R. Maden, "The Sensor Spectrum: Technology, Trends,, and Requirements", SIGMOD Record, Vol.32, No. 4, December 2003; pp. 22 - 27
- [6] F.L.Lewis, "Wireless Sensor Networks" chapter 4 in D. J. Cook and S. K. Das, editors, Smart Environments: Technologies, Protocols, and Applications, John Wiley, New York, 2004;
- [7] <http://www.uml.org/>
- [8] Konrad, S., Cheng, B.H.C., Campbell, L.A., "Object Analysis Patterns for Embedded Systems", IEEE Transactions on Software Engineering Vol 30, Issue 12, Dec.2004, pp. 970- 992
- [9] M.Broy, "Requirements Engineering for Embedded Systems", Proc. First Workshop Formal Design of Safety Critical Embedded Systems (FemSys), Apr. 1997.
- [10] Crossbow, Inc. [http://www.xbow.com/Products/Product\\_pdf\\_files/Wireless\\_pdf/MICAz\\_Datasheet.pdf](http://www.xbow.com/Products/Product_pdf_files/Wireless_pdf/MICAz_Datasheet.pdf)
- [11] M. Demirbas, K.Y. Chow, C.S. Wan, "Insight: Internet-Sensor Based Integration for Habitat Monitoring", Advanced Experimental activities ON WIRELESS networks and systems (EXPONWIRELESS) Workshop (as part of WOWMOM 2006), Buffalo, NY, June 2006, pp. 553-558.
- [12] Kurzel, F and Rath, M., "Project Based Learning and Learning Environment", Journal of Issues in Informing Science and Information Technology (IISIT), Vol 4, pp. 503-510.
- [13] Javier Macías-Guarasa, Juan Manuel Montero, Rubén San-Segundo, Álvaro Araujo, Octavio Nieto-Taladriz, "A Project-Based Learning Approach to Design Electronic Systems Curricula", IEEE Transactions on Education, Vol. 49, issue 3, August 2006, pp. 389-397.
- [14] Jorgensen, D.O. Howard, P. 2000, "Project Based Learning - A Professional Engineering Practitioner Learning Paradigm", 2nd Asia-Pacific Conference on Problem-Based Learning, Singapore. December, 4-7 2000.
- [15] Roy Chaoming Hsu, Wen-Chug Liu, "Project Based Learning as a Pedagogical Tool for Embedded System Education", 3rd International Conference on Research and Education, 27-30 June 2005 pp. 362 - 366
- [16] Martinez-Mones, A., Gomez-Sanchez, E., Dimitriadis, Y.A., Jorin-Abellan, I.M., Rubia-Avi, B., Vega-Gorgojo, G, "Multiple Case Studies to Enhance Project-Based Learning in a Computer Architecture Course", IEEE Transactions on Education Vol. 48, Issue 3, Aug. 2005 pp. 482 - 489.