



STUDENT INFORMATION SYSTEM

Geetha¹, Dr. Anand²

¹Student, ²Assistant professor, Dept. MCA NMAMIT, Nitte

ABSTRACTION

In corresponds to the name “Student information system”, the module maintains details about the student. The Project performs the manipulate, up gradation, insertion of information related to the personal and college details of the student belongs to the twin countries. This particular project deals with the problems on managing information about the student and avoids the problems which occur when carried manually. Identification of the drawbacks of the existing system leads to the designing of computerized system that will be compatible to the existing system with the system Which is more user friendly and more GUI oriented. We can improve the efficiency of the system, thus overcome the drawbacks of the existing system.

INTRODUCTION

Student affair system is an online website which is developed using SQL for backend and ASP.NET for frontend. It is used for managing the complex data of college through internet. Any persons who are taken the responsibility to maintain the college can reduce the complicity of management and reduce the stress and tension just by paying a reasonable amount of money to developer.

There are four types of languages are used in developing the Student Affair System. The languages are:

- **ASP.NET**

ASP (Active Server Pages).NET is a language used in Web Programming, it is developed by Microsoft Company and it is a web development technology based on C# and the VB.NET. Taking advantage of this technology user can set up advanced, secure and cross-platform dynamic web site. ASP.NET technology which has the characteristic of writing once and using

everywhere can run at any platforms which in line with the NET environment. ASPNET technology can run on Web servers and support many developer’s toolkits. We can easily and quickly develop the project using the controls provided by the asp.net.

- **SQL Server**

SQL Server is the latest database engine from Microsoft that provides enterprise data management along with business intelligence tools. This data storage mechanism provides a secure and scalable data management platform that we can use for a variety of applications when you need to manage a great amount of data. A new feature included with SQL Server (latest version) is compatibility with the common language runtime; in other words, it gives you the ability to write C# code within stored procedures in addition to Transact-SQL. The purpose of stored procedure is to reduce the size of coding. It can also be used to reduce repetitive coding that appear in number of places.

- **HTML**

HTML stands for Hyper Text Mark-up Language. It is used to describe the web page. HTML contains different tags for putting images, animation, text styles and decoration, appearance of page, etc... Each tag is used for different purpose. We use HTML to put our data on webpage. It is used to put any type of text on webpage. Sometimes it can be used to put the static data on the webpage. It can also be used to change the look of the webpage or to design the attractive webpage pages.

- **CSS**

CSS stands for Cascading Style Sheet. CSS is used to change the appearance of the content of the web page. CSS is a style sheet language used for describing the Presentation of a document written in a mark-up language like HTML.

There are three types of CSS:

- 1) Inline
- 2) Internal
- 3) External

Inline is used by style attribute within the HTML tag. We can use this type of CSS on any HTML tag just by using the style attribute. If we want to apply the CSS on a small part or on a specific tag, then we prefer this type of CSS.

Internal is used by typing the CSS code inside the head part of the HTML tag within the style tag. To access any HTML tag in internal CSS we can use some selectors like id, class.

External is used when we want to type the code in separate file to reduce the complexity of the code. We can easily link that external file by giving the reference or address of the file in the head part using style tag.

• JAVASCRIPT

It is client side scripting language. It is used for applying the validations over the webpage like checking that a field is blank or not. It is also used for interacting with the user like inputting a value from the user. It is also used for accessing the properties of various elements of the webpage as well as the browser. To use JavaScript, we have to write the code in head part of the HTML section inside the script tag. We can access the properties of various elements of webpage by their name or by their ids.

NEED OF PROJECT

In current scenario all the details related student are maintained manually or the computerized building. It's very difficult task to perform the repetitive task by the authorized person to the existing data, we need search and perform all the modification, upgradations and other activity. It is a time consume activity and data may be lost due the data written manually in pen and paper. Also maintaining the data in hard copy is not so secure, because unauthorized persons will steal the data and can also perform some inconsistency modification to the existing data. Student information system also reduce the complexity related to the financial aspect of the college and student. It is burdening to explains courses offered to student repeatedly for each of the persons who are visited to the college to get the detail about the courses and the college by manually. so the system helps to get the information about the course offered by the college and also the lecturer who are responsible

for the subject. It also helps to get information about the benefit available for the poor student to complete their education. By the manual or computerizes building system student won't get the information about the special benefit offered to the student and also for the staff who are working in the college. It also helps to maintain detail about student belongs to the twin location. system also help to generate the progress of student by batch wise.

PROPOSED SYTEM WITH OBJECTIVITIES:

In proposed system the information about the college maintained in highly secured manner, no one can hack the information about the college. It allows authorized person to access the data easily and modification to the existing data. Student can get the information about the different subject offered to the different courses based on their batch. The poor student also gets the information the different scholarship and loan facilities available from the college to complete and pursuing their education. If any student who are willing to create the insurance policy, they also have an opportunity to create the insurance policy. lecturers can also view the progress of the student based on student batch wise. System also maintain detail about attendance of each subject. System also contain the information about the different facilities available in the library that can be accessed by the authorized person from anywhere at any time. Student also get the information about the examination easily.

The objective of the system is:

- To maintain the information with high secure.
- To make the information can access from anywhere at any time in an easy way.
- To help fast accessing of information.
- To make the site user friendly.
- To reduce the complicity of maintain the information.

WORKING:

In regarding to my module student affair system, users are admin and student and also the finance person, clerk and other. Once a candidate becomes the student of the college after verifying his detail and other things, he login through his

own password and apply for the international pass card, if he belongs to the foreign country. Local student does not apply for any student international pass card. student must have to fill the details required for the creating the pass card. The pass card is created for foreign student. They must have entered his insurance police number, passport number and other his personal detail. And then logout from the system when his application status for pass is successful. When admin got the detail about the student information, he login through his password and he then view the required detail, he checks the detail related to date of validation of passport, date of the insurance policy, date of the visa, date of arrival from the foreign country. After submitting all these details, admin verify the details if valid, admin provide the student international student pass card. If the student already has the pass, then admin check for expire date of the student pass and then based on the condition he renewal the pass. admin also preform the modification to the requirement entered by the student based on the requirement to the pass. After performing this activity, the admin can log out of the system. If the student interested to create the health insurance in order get the benefit during the health issues He can apply for the insurance after login through his own password. Based on the location of the student insurance police is created. There are 2 different categories of the insurance is available for the student one for the local student and other is for the foreign student. Student also get the scholarship /loan benefit from the college for that he /she must provide the proper detail of his academic and his personal detail. Even parents can view the loan/education facility from the college for different batch student. A admin can also generate the report of list of student who apply for the scholarship/loan.admin also enter the detail about the subject that is available for the student of each batch. IN subject module, we also maintain the detail about the lecturer who are appoint for the particular subject. In subject module also maintain the details about the examination of the particular subject. Examination calendars of subject is viewed by the student after login through his password. The modification to the examination of subject is managed by the admin not for the lecture also. Student also must choose the elective subject for each of the year. admin also generate the letter

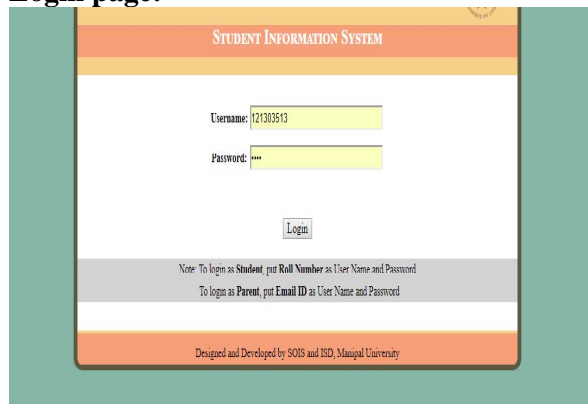
for the student who are late submission of the registration form. admin and faculty can also generate the progress of the student by batch wise. Regarding to the attendance module, 4 different types of the user can login and update the attendance of the respective branch student. They can update the theory as well as the clinical attendance of the student. If any modification required for the the attendance they only responsible to modify the attendance.

RESULT

Any authorizes can open the website by just entering the address of website in the address bar of the browser. In some case the system also generate the report based the given data. Sometimes excel sheet are generated to produce the report based on the given condition. sometime output will be send to mobile as a message. In some case system will send the message to the mail. In some place pdf is also generated.

Student Login

Login page:



Description: If the student belongs to the institution, he can login into the SIS system based on his own authorize username and password. If the username and password is valid, the system redirection to the particular section otherwise appropriate messages is displayed to student

Home page:

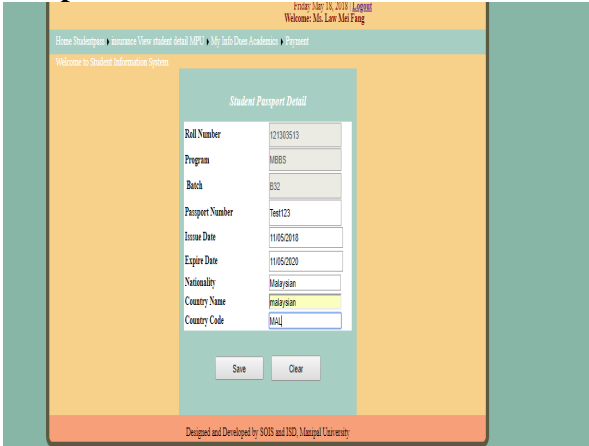


Description: This home page of the System.
Malaysian Detail Entry:



Description: Only the authorize student can enter his foreign country detail only once. If the data already exists in the system, it will display the appropriate message to the student.

Passport detail:



Description: The authorized student enters his passport detail only once. Proper information about the passport issue date and expire date should be entered by the student otherwise system is not allowed for entering the remaining data. If data already exist in the system, student will get appropriate message.

International student pass



Description: Authorizes student can view his student pass detail.

Passport Detail view



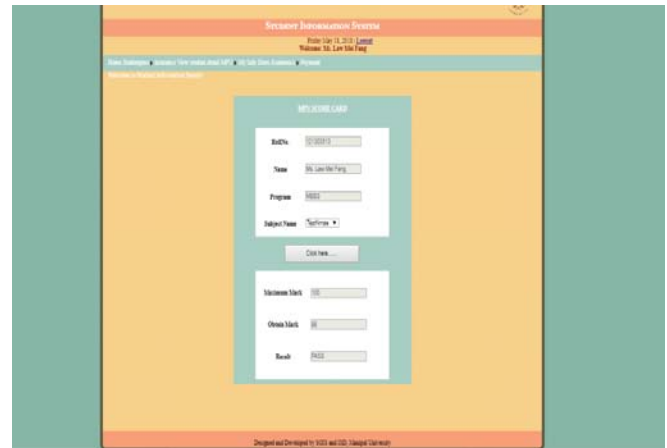
Description: Authorized student can view his passport detail. If the passport date is not validated it will inform for the renewal of the passport.

subject registration:



Description: Only the authorized student can register for the subject only once. The subject available based on batch and program for which he/she belongs.

Mark



Description: authorized student can view the Mark scored by the different subject.

Lecturer details:



Description:

This page will display the list of lecture who are available for the Different subject.

student attendance:



Description: Student can view the number class attended by him and total number of classes held for the particular subject and also percentage of the attendance for which he attended.

MBBSACEDMEMIC,FISACEDAMIC,BDS
ACEDMIC LOGIN

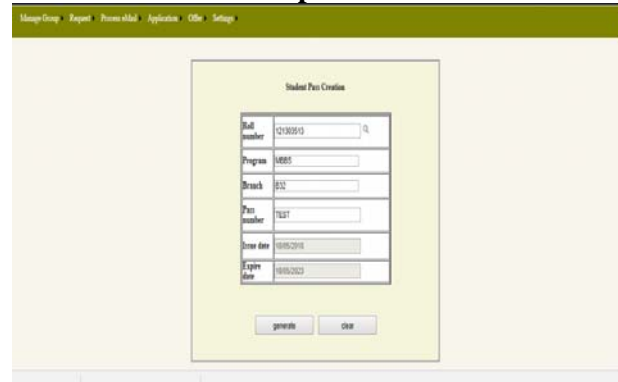
Attendance



Description: 3 different authorized persons based on their program for which they belongs can take the attendance for their respective subject.

ADMIN LOGIN

International Student pass creation:



Description: Admin is the responsible for creating international student pass for the international student only if the student belongs to the institution. Here also the pass number is created only once for particular international student.

Creation of Subject:



Description: admin can create the new subject by entering proper subject detail if the Subject already exist in the system will not allow to create the subject. Each time unique subject is created.

mark entry



Description: Admin can enter the mark scored by the student in different Subject.

Edit Mark:

Description: admin can change the mark secured by the different subject if there is wrong entry of mark.

Edit International Student pass:

Description: Admin can change data related to international student in case of there is validated date is expired.

CONCLUSION

Thus we have developed Asp.net-SQL server source code which would help in developing the online student information –student affair System. It will reduce the effort made by the management while maintaining the college. It will remove the pen and paper concept which is being used by us from earlier times. It is online software/website so anyone can access it from anywhere without any complexity with the help of a working internet connection. The software is developed in such a way that the user with common knowledge of coter can handle it easily. Data storage and retrieval will become faster and easier to maintain.

ACKNOWLEDGEMENT

Thanks to my guide Dr. Anadh R who gave support me in all ways for this paper.

REFERENCES

www.w3school.com