



ACTIVITY LIGHT DETECTION FOR COLORBLIND PEOPLE

Shima Ramesh¹, B.Sujesh Kumar²

Abstract

This paper proposed a calculation that recognizes activity light hues for partially blind people, the proposed calculation utilizes picture preparing procedures related in picture handling tool stash in LabVIEW to help visually challenged people in recognizing the shades of activity lights. It utilizes a settled versatile camera to catch activity light pictures taken in diverse streets and lanes in Jordan and Kuwait. It identifies activity lights by contrasting the applicant movement light and a few in-house gathered movement light layouts, correlation depends on connection. The layouts speak to 22 distinct states of activity lights in Jordan and Kuwait. At last, the calculation separates the green and the red planes and perceives their hues. Trial comes about uncover the exactness of proposed calculation in recognizing the shades of movement lights in various cases and conditions. Thus, our proposed calculation is useful for partially blind drivers.

Index Terms: partially blind; activity light discovery; LabVIEW; picture preparing

I. INTRODUCTION

Visual impairment is characterized as the failure of seeing hues in typical lighting conditions [1-3]. Some visually challenged people can not see a few hues, while others see hues diversely [1]. Eight percent of men and 0.4 percent of ladies among Northern European family line understanding inherent shading insufficiency [4, 5]. Visual weakness is expected to the blame being developed of at least one arrangements of retinal cones that see shading in light and transmit data to the optic nerve [6]. Visual weakness is likewise because of hereditary, diabetes, maturing, and pharmaceuticals [7]. Assistive advances cover extensive variety of assistive gadgets for visual weakness individuals

that enhance their visual abilities, a considerable lot of these advances utilize picture handling strategies that could be actualized utilizing LabVIEW and numerous other programming bundles [8-10].

A considerable lot of the assistive innovations help visually challenged people in their day by day life utilizing shading and protests acknowledgment strategies, these advancements incorporate picture acknowledgment and activity light discovery. For instance, a shading recognizer for the visually challenged patients is utilized to distinguish protest hues in [11], picture acknowledgment utilizing logarithmic component extraction is utilized as a part of [12], an Italian-style auto tags acknowledgment utilizing neural systems is actualized in [13], activity components are assessed utilizing Markov rationale arranges in [14], and an online route approach utilizing pictures caught by a camera mounted on the vehicle is executed in [15].

Different movement light acknowledgment systems are shrouded in writing. These strategies incorporate the accompanying movement light acknowledgment utilizing PC vision and machine learning [16], movement light identification calculation utilized as a part of electronic travel helps [17], movement light identification in view of changing over the RGB shading space to standardized RGB [18], group detecting administration utilizing advanced cell accelerometer to distinguish and to anticipate exact movement flag plans [19], shrewd vehicles with shading division and ceaselessly versatile mean move to track activity lights [20], movement light acknowledgment utilizing morphological sifting and measurable grouping [21], evaluating perceivability of activity signals for drivers in blustery climate conditions [22], suspended movement light recognition and separation estimation utilizing shading

highlights [23], movement lights discovery and acknowledgment [24], red activity light discovery utilizing quick spiral symmetry change [25], movement light identification utilizing shading vision particular versatile benchmarks [26], and movement light acknowledgment utilizing on minimal effort field-programmable entryway cluster gadgets [27].

Among hearty and continuous movement light acknowledgment strategies prior explored by specialists are: multi-include combination based ongoing activity light acknowledgment calculation for clever vehicles [14], a continuous activity light acknowledgment for on-vehicle camera applications [28, 29], constant activity red light acknowledgment under portable stages [30], ease continuous activity light acknowledgment [31], ongoing movement light acknowledgment framework for keen vehicles [32], continuous activity light acknowledgment in urban condition [33], PC vision based ongoing movement light acknowledgment visual impairment patients [34], and various leveled vision design based realtime movement light acknowledgment [35].

Other related administrations to movement light location are presented in [36], where a video scene examination calculation to evaluate street activity clog is utilized, their calculation applies comparable morphological activities and different methods to distinguish vehicles and to assess speeds. This paper shows a framework that aides partially blind individuals to perceive activity light hues, contrasting with other identification strategies, the proposed activity light identification is straightforward and compelling. Whatever remains of this paper is sorted out as takes after: segment II presents the proposed calculation for identifying shading movement lights for visual weakness, segment III presents trial comes about and the related exchanges, lastly, segment IV finishes up the paper.

II. A PROPOSED ALGORITHM FOR DETECTING TRAFFIC LIGHTS FOR COLOR BLINDNESS

The proposed calculation for distinguishing movement lights for visually challenged people empowers partially blind drivers to perceive the presence of activity light and its shading, the

proposed calculation expect the presence of an uncommon camera in the auto of the partially blind driver. The calculation likewise accept that the partially blind driver isn't a hard of hearing.

Stage 1: Traffic light picture securing:

An uncommon camera introduced in the auto of the partially blind driver secures the picture that may contain a movement light. i.e. the camera secures pictures occasionally. The camera is the 8-megapixel essential camera that comes with Apple iPhone 5s, the determination is 640x1136 pixels. Fifty pictures are caught utilizing the iPhone 5 camera, 22 of them are edited and utilized as layouts (See Fig.1) and 4 pictures for each climate status are utilized to test the execution of the calculation. Utilizing a district of-intrigue determination, 600x1000 pixel area is trimmed of the caught pictures, under 30 degree field of see is chosen, additionally, the determination of the iPhone was adequate to recognize activity lights pictures of not more than 100m away. It ought to be noticed that the proposed calculation is tuned to identify activity illuminates to 100 m away, it utilizes a camera that catches 600x1000 video outlines. The tuning procedure is led exactly.

Stage 2: Traffic light recognition:

Initially, the location calculation contains 22 activity light formats (see Fig.1) that speak to the movement light shapes and cases, the recognition calculation contrasts the obtained picture and the specified 22 formats, if the obtained picture relates at any rate to one of the formats, the discovery calculation continues to the following movement light ID step, else, it returns again to the activity light pictures securing step.



Fig. 1. Traffic light templates.

Stage 3: Traffic light ID:

In this progression (see Fig.2), the identification calculation extricates the green and the red planes of the recognized activity light. A thickness thresholding method is used to find the green or the red spots in the identified rush hour gridlock light; this thickness thresholding procedure depends on fragmenting the picture into portions (round spots). The discovery

calculation disposes of alternate fragments and as it were holds the hopeful green or red spots.



Stage 4: Traffic light shading ID:

In this progression, the shade of the recognized spot is resolved, i.e., the shade of the movement light is recognized utilizing a shading correlation method, the calculation just contrasts the shade of the spot and the red what's more, the green hues, subsequently, the shading is resolved what's more, a notice sound is played. Fig.3 shows the nitty gritty strides for the proposed calculation.

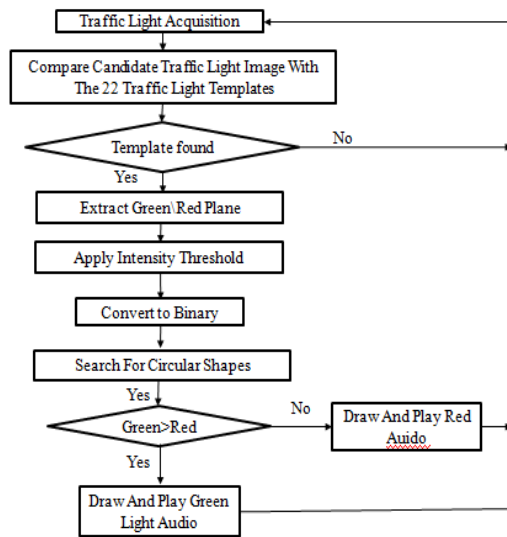


Fig. 3. The proposed algorithm flow chart.

1. It catches the movement light picture utilizing iPhone S5 camera.
2. It contrasts the hopeful caught picture and the 22 movement light formats; these layouts speak to the regular shapes and styles of movement lights in Jordan also, Kuwait.
3. While coordinating one of the layouts, the calculation separates the green and the red locales of the movement light.
4. It applies power level thresholding channels to expel the other undesirable particles and pieces. It ought to be noticed that the identification calculation employments morphological tasks to

"tidy up" activity light pictures, besides, to distinguish activity lights unmistakably, pictures are balanced by middle and straight Kalman channels, particularly to modify the shades of movement lights that appear to be unique relying upon the climate conditions, time, and areas.

5. It changes over the prepared picture to parallel pictures in request to streamline and to accelerate the preparing steps.

6. It finds the roundabout shapes and inspects their hues.

7. In the event that the force of green is more than the red's power, the proposed calculation shows a green spot also, plays a notice sound for green else it shows a red spot and plays a notice sound for the red. It ought to be noticed that distinctive tuning parameters for the identification calculation are utilized to oblige the unique climate conditions and to empower the calculation to precisely work vigorously to cause partially blind people to drive safe.

It ought to be noticed that distinctive tuning parameters for the discovery calculation are utilized to suit the extraordinary climate conditions and to empower the calculation to precisely work vigorously to cause visually challenged people to drive safe.

III. TEST RESULTS

The proposed calculation is actualized utilizing the picture handling bundle accompanies LabVIEW and it is tried utilizing numerous pictures taken from different boulevards in Jordan and Kuwait. The pictures are taken utilizing a versatile camera iPhone S5. Fig.4 demonstrates a movement light in a sunny morning and Fig.5 appears the comparing identified movement light utilizing the proposed calculation. Fig.6 demonstrates a movement light around evening time and Fig.7 appears the relating identified movement light. Fig.8 demonstrates a movement light while drizzling during the evening and Fig.9 demonstrates the comparing distinguished activity light. Fig.10 demonstrates an activity light while snowing and Fig.11 demonstrates the comparing identified movement light. Fig.12 demonstrates diverse shading activity lights and Fig.13 demonstrates the relating distinguished closest movement light. Fig.14 demonstrates a movement light joined with other light sources around evening time also, Fig.15 demonstrates the relating distinguished movement light Fig.16

demonstrates a yellow activity light and Fig.17 demonstrates the relating recognized activity light taking in thought that the proposed calculation considers the yellow as red for the security of visually challenged drivers.



Fig. 4. A traffic light in a clear day.

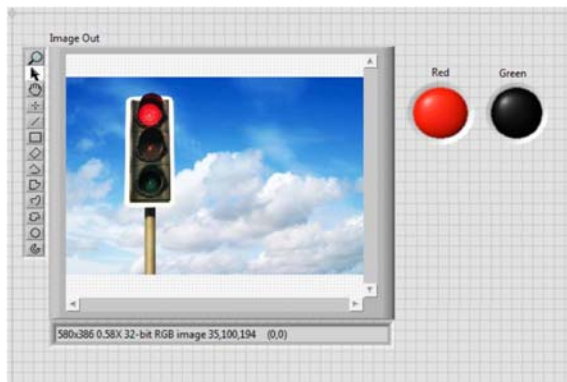
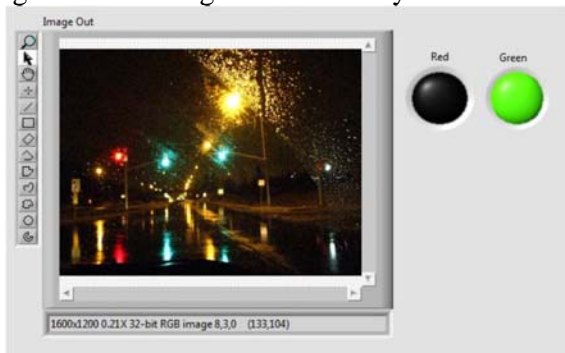


Fig. 5 Detected traffic light in a clear day.



Fig. 6. A traffic light at night.



Fig. 7. Detected traffic light at night.



Fig. 8. A traffic light while raining at night.



Fig. 9. Detected traffic light while raining at night



Fig. 10. A traffic light while snowing

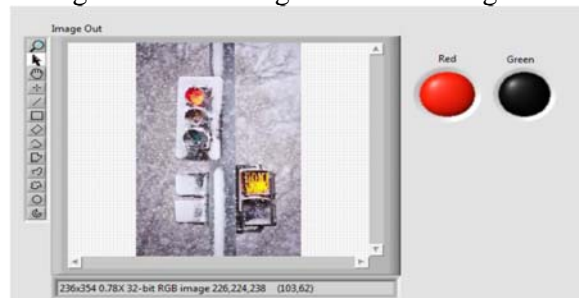


Fig. 11. A detected traffic light while snowing.



Fig. 12. Multi traffic lights with different colors.



(b) A detected traffic light with different street light sources.

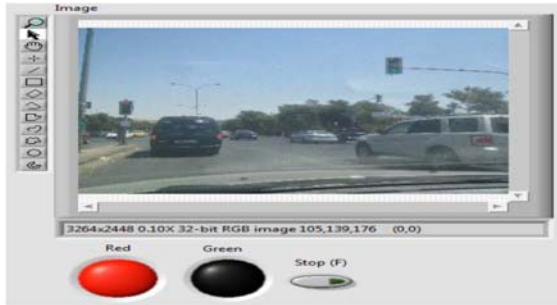


Fig. 13. Detected the nearest traffic light.

Fig.18 demonstrates a level movement light and Fig.19 appears the comparing recognized activity light. Plainly the proposed calculation works vigorously in various cases and is ready to effectively distinguish the focused on movement lights.



(a) Traffic lights at sun set

Fig. 14. A traffic light combined with other light sources at night.



Fig. 16. A yellow traffic light.



(a) A detected traffic light at sunset

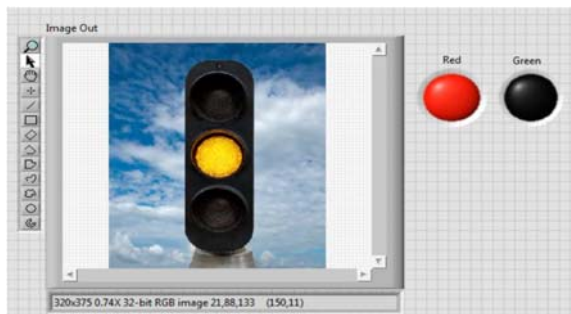


Fig. 17. A detected yellow traffic light as red.

Fig. 15. Detected traffic lights

The proposed algorithm recognizes traffic lights in clear day time (see Fig. 5), moreover, it recognizes traffic lights accurately at night (see Fig.7), it also recognizes traffic lights while raining (see Fig.9) and snowing (see Fig.11) as it filters and smoothes rain drops and snow spots. The proposed algorithm uses the principle “Closer is larger” to detect traffic lights when dealing with multi-color traffic lights in the same image, i.e. it recognizes the closer traffic light as it is bigger one (see Fig.13) and it distinguishes the targeted traffic light in the case of multi light sources (see Fig.15) as it matches the candidate traffic light with the 22 templates, i.e. it finds the three circles inside a rectangle and then identifies its color.



Fig. 18. A horizontal traffic light.




Fig. 19. A detected horizontal traffic light.

It is realized that an activity light changes from green to yellow at that point to red in many nations, henceforth, the proposed calculation considers the yellow activity light as red for the wellbeing of partially blind drivers (see Fig.17). Notwithstanding vertical activity lights, the proposed calculation can manage level activity lights too, i.e. it can effectively distinguish the shading of activity lights in any case their arrangement vertical or even (see Fig.19). Notwithstanding the PC based testing comes about appeared in Fig.4-19, it ought to be underscored that the specified testing pictures are taken from different boulevards in Jordan and Kuwait. Besides, in the wake of executing and testing the calculation utilizing these pictures, an on line test is directed, a genuine partially blind driver utilized the proposed calculation to recognize movement lights in a few boulevards in Kuwait, comes about uncovered that the location calculation is sufficiently vigorous to help partially blind drivers to drive safe.

IV. CONCLUSION

In this paper, creators proposed calculation to help partially blind drivers in auto driving. Picture handling tool compartment in LabVIEW was utilized to assemble this calculation. The proposed calculation catches pictures for movement lights by a settled portable camera. These pictures are taken in different streets and

boulevards in Jordan and Kuwait. At that point the calculation recognizes activity lights by contrasting the focused on one and an in-house gathered movement light layouts utilizing relationship standard. The layouts portray 22 normal states of activity lights in Jordan and Kuwait. From that point onward, the calculation removes the green and the red planes and perceives their hues precisely continuously way. Exploring the outcomes uncover the capacity of the proposed calculation to cause the partially blind drivers to effectively recognize the shade of movement lights in various cases and conditions.

V. REFERENCE

- [1] B. Wong, "Point of view: Color blindness," *Nature Methods*, vol.8, no.6, pp. 441-441, 2011.
- [2] Get Eye Smart. (2016). What Is Color Blindness? Retrieved June 17, 2016 from: <http://www.geteyesmart.org/eyesmart/diseases/color-blindness.cfm>
- [3] National Eye Institute (NEI). (2016). Facts about Color Blindness. Retrieved June 17, 2016 from: https://nei.nih.gov/health/color_blindness/facts_about
- [4] M. Albrecht, "Color blindness," *Nature Methods*, vol. 7, no. 10, pp.775-776, 2010.
- [5] X. B. V. Chan, S. M. S. Goh, and N. C. Tan, "Subjects with colour vision deficiency in the community: what do primary care physicians need to know?," *Asia Pacific Family Medicine*, vol. 13, no.1, pp. 1-10, 2014.
- [6] N. R. Carlson, D. Heth, H. Miller, J. Donahoe, and G. N. Martin, *Psychology: The Science of Behavior*, New Jersey: Pearson Education, 2007, p. 145-198.
- [7] All About Vision. (2015). Conditions. Color Vision Deficiency. Retrieved June 17, 2015 from www.allaboutvision.com/conditions/colordeficiency.htm
- [8] T. Klinger, *Image processing with LabVIEW and IMAQ Vision*, New Jersey: Prentice Hall Professional, 2003.
- [9] R. Christopher, *Image Acquisition and Processing with LabVIEW*, CRC Press, 2004.
- [10] National Instruments, *NI Vision for LabVIEW User Manual*, 2005.