



# PRIVACY PRESERVATION OF MEDICAL RECORDS USING WATERMARKING

Meera K.S<sup>1</sup>, Jennifa Francis<sup>2</sup>, Kanika Jerath<sup>3</sup>, Neha Kumari<sup>4</sup>, Mahesh Shetty<sup>5</sup>

<sup>1</sup>Asst.professor department of ECE, MVJ College of Engineering.

Bangalore, India.

<sup>2,3,4,5</sup>Research Scholar: Department of ECE, MVJ College of Engineering.

Bangalore, India.

## Abstract

**In traditional handling of medical records, the patient information and his/her test reports are kept in different tables or databases or locations. But this type of data management is vulnerable to human oriented errors. For example, transfer of wrong report to a patient may prove fatal to his/her health or even his/her life. To avoid this, we suggest hiding the patient information in the test report itself. It will improve the reliability of medical information system. This is the fundamental idea behind the presented work. Another noteworthy point is that medical images are very sensitive. So, while hiding the patient record, care should be taken that this process does not alter or harm the medical data in the patient record, to avoid the wrong diagnosis. In the presented work, the watermarking is done between the cover image and medical message. The cover image is a finger print image taken from the finger print device and the medical message is a temperature, pulse and humidity of the person. For data hiding a DWT based approach is used with RC4 encryption algorithm.**

## INTRODUCTION

The fast mechanical joining of Web of Things (IoT), remote body-territory systems (WBANs) and distributed computing has caused e-human services (electronic-medicinal services) to rise as a promising data escalated modern application space that can possibly enhance the nature of therapeutic care.

Subsequently, how to accomplish therapeutic information gathering, transmission, preparing and introduction has turned into a basic issue in e-social insurance applications, in which an

assortment of remote sensor hubs and terminal gadgets assume critical parts in arrange information collection and interchanges. Besides, the development of m-wellbeing (portable wellbeing) innovation has made it feasible for individuals to assemble data concerning their wellbeing status effortlessly, whenever and anyplace utilizing shrewd cell phones. In any case, this therapeutic information comprise of individual private data that ought not to be defenseless to listening in or pernicious altering amid transmission. Accordingly, the security assurance and secure transmission of e-/m-human services (electronic-/versatile medicinal services) information has drawn more consideration from numerous specialists. A safe and solid e-/m-medicinal services system to shield against unfriendly assaults and dangers is featured for accessible uses of the informationalized social insurance industry. Additionally, a test remains concerning how to adequately process the regularly developing volume of social insurance information and secure information protection however keep up low sensor organize overhead. Because of the asset stressed attributes, (for example, constrained power) of cell phones and sensors, the exchange off amongst productivity and protection or security must be additionally adjusted for the business advancement of Electronic medical human services. . Subsequently, an important worry of this paper is the plan of a do able, proficient and protection ensured electronic medical social insurance data framework utilizing remote sensors .Most current electronic medical service frameworks require specialists (or framework overseers) to take an interest in restorative data handling, which brings two issues: low viability caused by

manual tasks and security breaks because of specialists associate with clients private information. A restorative master framework that can naturally dissect clients mixed private information yet limit specialists support can address these two issues, especially for the use of general physical examinations. Indeed, even with idealize control on the systems, human intercession will dependably motivate a higher danger of protection divulgence in electronic medical services. As a noteworthy segment of electronic medical services frameworks, the improvement of a restorative master framework is another focal point of this paper. Different implantable and system arranged therapeutic gadgets; for example, restorative sensors and body-zone organize parts are considered in electronic medical social insurance frameworks. A market review on restorative instruments shows that most current wearable therapeutic gadgets and hubs can't be straightforwardly connected with brilliant portable terminals through 4G or Wi-Fi. Extra system foundation or passage gadgets are required to empower interconnection between such gadgets and hubs. Notwithstanding when the cell phone has been straightforwardly outfitted with restorative sensors or biometric data detecting segments, current innovation limits it to gathering just a single or two information things. Moreover, numerous e-/m-medicinal services models bomb regarding the plausibility of information transmission specifically from HTTP or the Web since execution trouble and the requirement for organize network are not considered. Subsequently, this paper centers around planning an unmistakable e-/m-human services design in which therapeutic detecting information from a remote body-region intranet is transferred by means of an expanded remote sensor organize framework and afterward scattered to individual region systems or the Web. This design additionally underscores security and protection conservation amid information transmission while ensuring information accessibility.

Give us a chance to talk about HTTP, HTTP functions as a request– response tradition in the client– server handling model. A web program, for example, may be the client and an application running on a PC encouraging a webpage may be the server. The client exhibits at HTTP request message to the server. The server, which gives resources, for instance, HTML records and other

substance, or performs diverse capacities with respect to the client, reestablishes a response message to the client. The response contains satisfaction status information about the request and may moreover contain requested substance in its message body. A web program is an instance of a customer pro (UA).



FIGURE 1: HTTP SYSTEM

Various types of customer authority fuse the requesting programming used by means of look providers (web crawlers), voice programs, convenient applications, and other programming that gets to, eats up, or indicates web content. This was about the medium we are utilizing to exchange the information to a server.

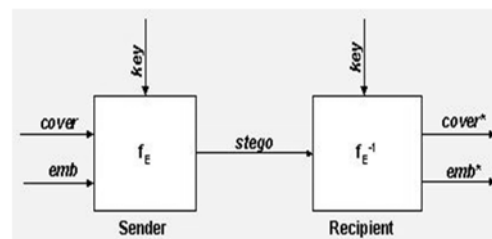


FIGURE 2: Generic representation of watermarking

Another fundamental idea that is being utilized as a part of this paper is watermarking. Watermarking is described as the investigation of stowing ceaselessly or embedding "data" in a transmission medium. Its conclusive objectives, which are indistinctness, control (i.e., against picture planning and distinctive strikes) and farthest point of the covered data (i.e., how much data we can stow away in the transporter record), are the central factors that remember it from other "sisters-in science" procedures, particularly watermarking and Cryptography. This paper gives an audit of most likely comprehended Watermarking procedures. It recognizes force ask about issues around there

and inspects how our back and forth movement investigate approach could deal with some of these issues. We propose using human skin tone acknowledgment in shading pictures to outline an adaptable setting for an edge overseer which will give a mind boggling secure region to data concealing.

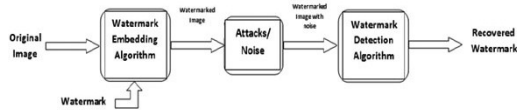


FIGURE 3: Stages in Digital Watermarking

The above outline speaks to the phases in an advanced watermarking framework. An electronic watermark is called healthy with respect to changes if the embedded information may be recognized reliably from the checked banner, paying little mind to whether corrupted by any number of changes. Regular picture defilements are JPEG weight, turn, trimming, included substance commotion, and quantization. For video content, short lived adjustments and MPEG weight as often as possible are added to this once-over. A propelled watermark is called inconspicuous if the watermarked content is perceptually indistinguishable to the to start with, unwatermarked content. When in doubt, it is definitely not hard to make either solid watermarks or elusive watermarks, however the making of both effective—and—dubious watermarks has wound up being exceptionally challenging. Hearty unclear watermarks have been proposed as an instrument for the security of electronic substance, for example as an embedded no-copy allowed motion in capable video content.

Progressed watermarking methodology may be assembled in a couple of ways.

#### Healthiness:

A propelled watermark is called "fragile" if it fails to be detectable after the scarcest change. Sensitive watermarks are generally used for change acknowledgment (respectability affirmation). Adjustments to a one of a kind work that clearly are perceptible, consistently are not suggested as watermarks, yet rather as summed up institutionalized recognizable pieces of proof.

A propelled watermark is called semi-fragile if it contradicts generous changes, yet misses the mark area after unsafe changes. Semi-fragile watermarks frequently are used to recognize debilitating changes. An automated watermark is called enthusiastic if it restricts a doled out class of changes. Solid watermarks may be used as a piece of copy confirmation applications to pass on copy and no passageway control information.

#### Discernible quality

A propelled watermark is called impalpable if the main cover hail and the checked banner are perceptually vague.

An automated watermark is called discernible if its quality in the checked banner is unmistakable (e.g. Progressed On-screen Illustrations like a System Logo, Content Bug, Codes, Misty pictures). On chronicles and pictures, some are made direct/translucent for convenience for purchasers in light of the way that they square piece of the view; thusly corrupting it.

This should not be mixed up for perceptual, that is, watermarking which uses the limitations of human wisdom to be inconspicuous. Farthest point

The length of the embedded message chooses two unmistakable essential classes of electronic watermarking plans:

The message is hypothetically zero-piece long and the structure is arranged remembering the ultimate objective to perceive the proximity or the nonattendance of the watermark in the stamped dissent. This kind of watermarking plan is for the most part implied as zero-piece or closeness watermarking plans. Occasionally, this sort of watermarking plan is called 1-bit watermark, in light of the way that a 1 implies the closeness (and a 0 the nonattendance) of a watermark.

#### Embedding's Methodology:

A progressed watermarking methodology is implied as spread-go if the checked banner is gotten by an additional substance modification. Spread-run watermarks are known to be inconspicuously vivacious, yet moreover to have a low information confine in light of host deterrent.

A modernized watermarking procedure is said to be of quantization compose if the stamped hail is procured by quantization. Quantization watermarks encounter the evil impacts of low power, yet have high information constrain in view of rejection of host check.

An automated watermarking methodology is implied as sufficiency change if the stamped hail is embedded by included substance modification which resembles spread range procedure, however is particularly embedded in the spatial space.

A Utilization OF BIOMETRICS Sequestered from everything Medicinal Information

The few biometrics with each other against seven classifications:

All-inclusiveness portrays how generally a biometric is found in every person.

- Uniqueness is the means by which well the biometric isolates one individual from another.
- Permanence measures how well a biometric opposes maturing.
- Collectability clarifies that it is so natural to get a biometric for estimation.
- Performance demonstrates the precision, speed, and power of the framework catching the biometric.
- Acceptability demonstrates the level of endorsement of an innovation by the general population in regular daily existence.
- Circumvention is that it is so natural to trick the verification framework.

#### 1) FINGER PRINT

A unique finger impression is an impression of the contact edges of all or any piece of the finger. A rubbing edge is a raised part of the epidermis on the palmar (palm and fingers) or plantar (sole and toes) skin, comprising of at least one associated edge units of contact edge skin. These edges are some of the time known as "dermal edges" or "dermal papillae".

Fingerprints might be stored in regular emissions from the eccrine organs display in grating edge skin (discharges comprising basically of water) or they might be made by ink or different contaminants exchanged from the pinnacles of erosion skin edges to a generally smooth surface, for example, a unique finger impression card. The term unique mark regularly alludes to impressions exchanged from the cushion on the last joint of fingers and thumbs; however unique

finger impression cards likewise normally record parts of lower joint zones of the fingers (which are additionally used to make recognizable pieces of proof).

#### LITERATURE SURVEY

In Spatial area the watermark is embedded into the force esteems. It install the watermark by adjust the pixel estimation of the host picture. Low computational many-sided quality and effortlessness are the fundamental qualities of the unique area techniques. The best generally known calculation is LSB techniques [1]. This is the least complex approach. Given a picture with pixels, and every pixel is spoken to by 8-bit succession. The watermark is implanted in the last piece that is Minimum Critical Piece of the chose pixels of the picture. This technique is anything but difficult to execute and does not create genuine mutilation to the picture and it isn't extremely strong against assaults. Proposed an exceptional area technique LSB for security of pictures, which is simple, basic and more effective. The discrete cosine changes are a procedure for changing over a flag into recurrence parts. It speaks to information as far as recurrence space instead of a plentifulness space. DCT based watermarking procedures are vigorous contrasted with spatial area strategies. Such calculations are vigorous against basic picture preparing activities like low pass separating, brilliance, and complexity modification and obscuring. They are hard to actualize and are computationally more costly. In the meantime they are powerless against geometrical assaults like turn, scaling, editing and so forth this paper looks at the advanced picture watermarking strategies DWT and DWT-DCT based on PSNR and inferred that DWT-DCT strategy is best procedure for level one watermark embedding.

The objective of this project is to hide medical information like temperature, pulse and humidity in undetectable way both perceptually and statistically by using the watermarking method. And also to provide security, prevent extraction of the hidden information.

#### Advantages:

- Confidentiality, which means that only the entitled users have access to the information;
- Availability, that is the ability of an information system to be used in the normal scheduled conditions of access;

- Reliability, based on the outcomes of: i) Integrity - the information has not been modified by non-authorized people, and, ii) Authenticity - a proof that the information belongs to the correct patient and issued from the right source.
- images will be secured when shared
- Perfect remembrance
- Proper look and fill can be maintained when text is added to it
- Watermarking images have significance when posted and seen in gallery
- Simplicity
- high capacity
- very low distortion to the watermarked image

#### Applications:

- Broadcasting Monitoring
- Fingerprinting:
- Owner Identification:
- Publication Monitoring and Copy Control
- Image and Content Authentication
- Medical Application
- Content Description
- Convert Communication

Fourier Change (FT) is a task that changes a constant capacity into its recurrence segments. The identical change for discrete esteemed capacity requires the Discrete Fourier Change (DFT). The discrete Fourier change of a picture is for the most part complex esteemed and prompts a greatness and stage portrayal for the picture. It is strong to the typical picture preparing as straight or non-direct sifting, honing, JPEG pressure and oppose to geometric changes as scaling, revolution and cropping. Solitary Esteem Decay (SVD) has a network  $A$  which has particular esteem disintegration into result of an orthogonal framework  $U$ , a corner to corner lattice of solitary esteems  $S$  and transpose of an orthogonal square grid  $V$ . It can be viewed as a strategy for changing corresponded factors into an arrangement of uncorrelated ones that better uncover the different connections among the first information. Proposed an advanced picture watermarking system utilizing Differential Development (DE) in DWT-SVD area. Test comes about have demonstrated that the proposed conspire keeps up an agreeable picture quality and watermark is strong to different assaults despite the fact that the watermarked picture is truly distorted. A various non-dazzle watermarking plan in light of the

discrete wavelet change. This plan comprises of applying the DWT (Discrete Wavelet Change) to the dark scale cover picture and altering the LL and HH sub-band coefficients with a specific end goal to embed the paired watermarking. Watermarking is the workmanship and exploration of composing shrouded messages such that nobody separated from the planned beneficiary is aware of the presence of the message; this is rather than cryptography, where the presence of the message itself isn't camouflaged, however the substance is clouded. Frequently, watermarking is covered up in pictures.

The figure 4 demonstrates the therapeutic information securing from the arduino controller. The therapeutic message like temperature, dampness and heartbeat are detected by methods for sensors and is utilized as a message which is to be inserted or watermarked with the cover picture. Arduino is utilized for the controlling reason. The medicinal message is exchanged serially by methods for UART convention.

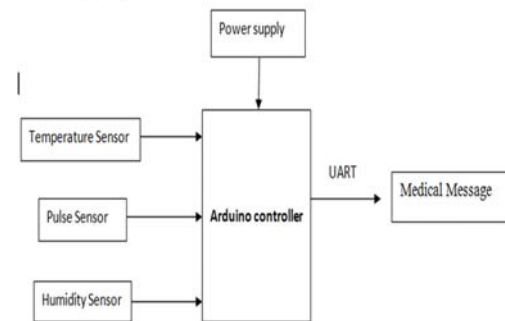


FIGURE 4: Medical message acquisition

There are two determinations where the DHT11 is superior to the DHT22. That is the inspecting rate which for the DHT11 is 1Hz or one perusing each second, while the DHT22 examining rate is 0,5Hz or one perusing at regular intervals and furthermore the DHT11 has littler body estimate. The working voltage of the two sensors is from 3 to 5 volts, while the maximum current utilized when estimating is 2.5mA. They comprise of a stickiness detecting segment, a NTC temperature sensor (or thermistor) and an IC on the posterior of the sensor. For estimating moistness they utilize the mugginess detecting part which has two anodes with dampness holding substrate between them. So as the moistness changes, the conductivity of the substrate changes or the protection between these cathodes changes. This adjustment in protection is estimated and



prepared by the IC which makes it prepared to be perused by a microcontroller.

*LM35 Temperature Sensor*

The LM35 is one sort of regularly utilized temperature sensor that can be utilized to quantify temperature with an electrical o/p similar to the temperature (in °C). It can gauge temperature all the more accurately contrast and a thermistor. This sensor creates a high yield voltage than thermocouples and may not require that the yield voltage is opened up. The LM35 has a yield voltage that is relative to the Celsius temperature. The scale factor is .01V/°C.

*Heartbeat sensor*

Pulse Sensor is an electronic gadget that is utilized to gauge the heart rate i.e. speed of the pulse. Checking body temperature, heart rate and circulatory strain are the fundamental things that we do with a specific end goal to keep us sound. The guideline behind the working of the Heartbeat Sensor is Photoplethysmograph. As indicated by this standard, the adjustments in the volume of blood in an organ are estimated by the adjustments in the force of the light going through that organ. For the most part, the wellspring of light instant sensor would be an IR LED and the locator would be any Photo Detector like a Photo Diode, a LDR (Light Dependent Resistor) or a Photo Transistor.

figure 5 shows the Watermarking Application Scenario at the transmission end. The cover image is a finger print image is taken by means of finger print device. The finger print image and the medical messages are encrypted by using the RC4 encryption algorithm. The DWT is used for water marking purpose. Thus obtained water marked image is transmitted to the cloud by means of HTTP protocol along with the password.

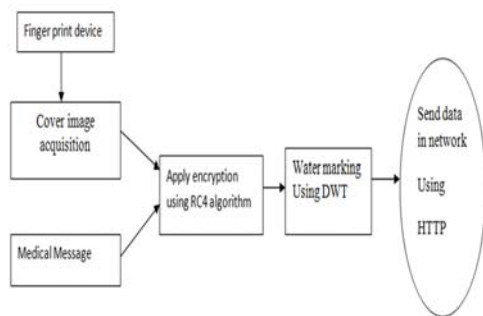


FIGURE 5: Watermarking application scenario

Figure 6 shows the de water marking process at the receiving end. The watermarked image sent over HTTP protocol is received at the receiver end. Whenever the authorized person enters the password the decryption of the image occurs and we can get the finger print image and the medical data in separately.

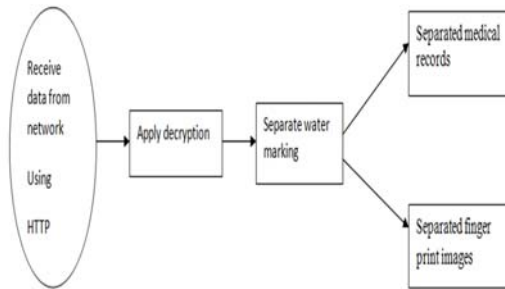


FIGURE 6: Dewatermarking application scenario

**RC4 stream cipher algorithm**

In this paper, the RC4 encryption is describe and executed. The RC4 is a truncation of "Rivest Figure 4" or "Ron's Code 4. It utilizes a variable key length which can run between 1 to 256 bytes (8 to 2048 bits) and is used to instate a 256-byte state vector S. The key stream is absolutely free of the utilized plaintext. It utilizes a variable length key from 1 to 256 pieces to introduce a 256-piece state table. The state table is utilized for ensuing age of pseudo-irregular bits that is XORed with plaintext to deliver the cipher text .By applying a similar strategy we again decode the encoded picture. After the finish of this progression we again recovered the first picture. In RC4 encryption calculation, the encryption procedure including two Calculations, Key Planning Calculation (KSA) and Pseudo Irregular Age Calculation (PRGA) to deliver the key stream of the stream figure.

**Algorithm 1. Key Scheduling Algorithm (KSA).**

- INPUT: K[ , , ....., ],m  
 OUTPUTS: S  
 1. S[i]=i, for i=0,1,2,...,255  
 2. j 0  
 3. For i 0 to 255  
 3.1 j (j+S[i]+K[i mod L]) mod 256  
 4. Swap S[i] with S[j]  
 5. Return (s)

## Algorithm 2. Pseudo-Random Generation Algorithm (PRGA).

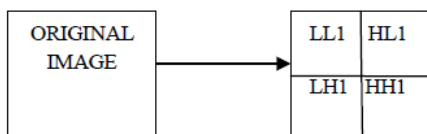
INPUT: State S  
 OUTPUT: Key sequence Kseq  
 1.  $j = 0$   
 2.  $i = 0$   
 3. While not end of sequence  
 3.1.  $i = (i+1) \bmod 256$   
 3.2.  $j = (j+S[i]) \bmod 256$   
 3.3. Swap  $S[i]$  with  $S[j]$   
 3.4.  $Kseq[S[(S[i]+S[j]) \bmod 256]]$   
 4. Return (Kseq)

## DISCRETE WAVELET TRANSFORM

Discrete wavelet change is a multi determination deterioration of a flag. It progressively decays a picture. Mapping a picture into an arrangement of coefficients is finished by discrete wavelet change. Fundamentally non stationary signs are handled by discrete wavelet change. Both recurrence and spatial space of a picture are given by discrete wavelet change i.e. it catches both recurrence and area data. In this, deciphering is done in low determination to high determination way. High and low recurrence parts are acquired on disintegrating a picture by dwt. Data about edge segments are contained in high recurrence parts and, low recurrence parts again decayed into another arrangement of low and high recurrence parts. The picture is partitioned into four multiresolution sub-groups LL, LH, HL and HH utilizing DWT. Fine-scale DWT coefficients are spoken to by LH, HL, HH sub-groups and coarse-scale DWT coefficients are spoken to by LL sub-groups. LL sub-band is additionally decayed into four multiresolution sub-groups to acquire next coarser wavelet coefficients.

This procedure is rehased a few times controlled by application for which it is utilized.

Discrete wavelet change is utilized as a part of numerous applications identified with flag preparing, for example, pressure of sound and video, likewise utilized as a part of clamor evacuation. It furnishes high pressure proportion with great nature of reproduction.



## RESULT




FIGURE 7: a.) Watermarked image b.) The encrypted image c.) Decrypted image.

THE above figure shows the results that we have acquired for watermarking fingerprint and a secret message. The watermarked image stored in the server. The decrypted image however has noise as the dewatermarked image cannot be completely free of noise. The similar can be done for text and the real time values obtained.

## CONCLUSION

In this paper watermarking is done by dwt which is multi resolution technique and the decoding done is hierarchal. In this proposed method visible watermark is embed into the cover image and also extracted from cover image with the help of cover image. The insertion and extraction of watermark is achieved by DWT (discrete wavelet transform), IDWT (inverse discrete transform) to hide the information, the DWT based frequency analysis approach is applied. The work is here implemented in MATLAB environment in user friendly way. The obtained results show the effective information storage and retrieval.

## REFERENCES

- [1] Assist.Lec. May H.Abood" An Efficient Image Cryptography using Hash-LSB Steganography with RC4 and Pixel ShufflingEncryption Algorithms" Annual Conference on New Trends in Information & Communications Technology Applications-(NTICT'2017) 7 - 9 March 2017

- [2] Kaur Gurpreet and Kaur Kamaljeet, "Image Watermarking Using LSB(Least Significant Bit)," International Journal of Advanced Research in Computer Science and Software Engineering(IJARCSSE), ISSN : 2277 128X, Vol. 3, Issue. 4, April 2013.
- [3] Chaturvedi Navnidhi and Basha S.J, "Comparison of Digital Image watermarking methods DWT and DWT-DCT on the basis of PSNR," International Journal of Innovative Research in Science, Engineering and Technology(IJRSET), ISSN: 2319-8753, Vol. 1, Issue 2, December 2012.
- [4] Ram Bhupendra, "Digital Image Watermarking technique using Discrete Wavelet Transform and Discrete Cosine Transform," International Journal for Advancements in Research and Technology, ISSN : 2278-7763, Vol. 2, Issue 4, April 2013.
- [5] Ali Musrat, Ahn Chang Wook, Pant Millie, "An Optimized watermarking Technique based on DE in DWT-SVD Domain," IEEE Symposium on Differential Evolution, pp. 99-104, 2013.
- [6] Hana Ouazzane, Hela Mahersia, Kamel Hamrouni, "A Robust Multiple Watermarking Scheme based on the DWT," 10th IEEE International Multi-Conference on Systems, Signals and Devices(SSD), pp. 18-21, 2013.
- [7] Rohit Thanki, Komal Boisagar, " Combined DCT-CS theory based digital watermarking technique for color images", International Journal of Computer applications, Proc. of national conference on emerging trends in information and communication technology, pp. 17-23, 2013.
- [8] Hu Guan, Zhi Zeng, Shuwu Zhang, "A new DCT based digital image watermarking algorithm", In Proc. of IEEE International Conference on Automatic Control and Artificial Intelligence (ACAI), pp.166-169, March 2012.
- [9] Ranjeet Kumar Singh, Deepak Singh, Santosh Kumar Singh, " Multilevel image based data security using combined approach of LSB-DCT watermarking", International Journal of Computer Applications, Vol. 80, No. 16, pp. 10-14, October 2013.
- [10] K. Anusudha, N. Venkateswaran, "Energy based wavelet domain medical image watermarking", International Journal of advanced research in electrical, electronics and instrumentation engineering", volume 3, issue 2, pp. 7132-7140, Feb. 2014.
- [11] Malika Narang, Sharda Vashisth, " Digital watermarking using Discrete Wavelet transform", International Journal of Computer Applications, vol. 74, no. 20, pp.34-38, July 2013.
- [12] Nikita Kashyap, G. R. Sinha, "Image watermarking using 3level discrete wavelet transform", I.J. Modern education and computer science, 3, pp. 50-56, 2012.
- [13] H. B. Kekre, Tanuja Sarode, Shachi Natu, "Performance Comparison of DCT and Walsh Transforms for Watermarking using DWT-SVD", International Journal of Advanced Computer Science and Applications, Vol. 4, No. 2, pp. 131-141, 2013.
- [14] Dr. H. B. Kekre, Dr. Tanuja Sarode, Shachi Natu, "Hybrid Watermarking of Color Images using DCT-Wavelet, DCT and SVD", International Journal of Advances in Engineering and Technology, vol.6, Issue 2., pp. 769-779, May 2013.
- [15] Dr. H. B. Kekre, Dr. Tanuja Sarode, Shachi Natu, "Robust watermarking using Walsh wavelets and SVD", International Journal of Advances in Science and Technology, Vol. 6, No. 4, pp. 8-23, April 2013.
- [16] Dr. H. B. Kekre, Dr. Tanuja Sarode, Shachi Natu, " Performance Comparison of Wavelets Generated from Four Different Orthogonal Transforms for Watermarking With Various Attacks", International Journal of Computer and Technology, Vol. 9, No. 3, pp. 1139-1152, July 2013.