



DETECTION AND MONITORING OF CARBON DIOXIDE USING CONDUCTING POLYMER POLYPYRROLE

¹Mude B.M., ²Mude K.M., ³Zade R.N., ⁴Yenorkar S.M., ⁵Yawale S. P., ⁶Yawale S.S.

¹Department of Physics, Ramnarain Ruia College, Matunga (E) -400019, India

²Department of Physics, Bhavan's College, Andheri (W) -400058, India

³Department of Chemistry, Siddharth College, Fort, Mumbai-400001, India

⁴Department of Physics, Shri Shivaji College, Parbhani-431401, India

⁵Department of Physics, Institute of Science, Mumbai-400032, India

⁶Sydenham College of Commerce and Economics, Churchgate, Mumbai-400020, India

Abstract

The conducting polymers are playing vital role in the diversified applications because of their flexibility in composition hence properties, ease of preparation, stability over wide range, selectivity and response time. Polyaniline and polypyrrole and their derivatives are the most useful especially the polypyrrole is very important when it is exploited for gas sensing. The polypyrrole and doped polypyrrole are prepared by conventional method in the laboratory. The thick film gas sensors are fabricated on glass plate by screen printing technique. The samples are characterized by SEM. The prepared samples when exposed to CO₂ gas, the sensitivity of the samples increases with the gas concentration. The other properties such as stability, static and dynamic response of the samples are studied.

Keywords: Metal oxides; screen-printing technique; CO₂ gas sensor, sensitivity, selectivity.

1. INTRODUCTION

A Conducting polymer polypyrrole (PPy) has been a subject of many studies because it exhibits relatively high electrical conductivity, good environmental stability and versatility of synthesis. Adhikari *et al* [1] reported that the majority of sensor devices utilize many polymers with definite roles, either in the sensing mechanism or through immobilizing the species responsible for sensing of the analyte component. While some polymers are intrinsically responsible for a sensor function, other polymers are made to

augment the sensing operation through modification of the polymer by functionalization. Polymeric thin film deposition technology and the design of more active sensor, specific polymers will lead to successful miniature, multiple sensor arrays. Bhadra *et al* [2] reviewed that the synthesis, processing and applications of polyaniline (PANI). The advantages of the intrinsically conducting polymers (ICPs) over the other conducting polymers and the superiority of PANI among other ICPs are reported by them. A detailed discussion on the mechanism of electrical conduction in PANI and the factors those influence the conductivity of PANI is also included.

2. Experimental:

2.1 Preparation of Polypyrrole:

The preparation of polypyrrole is chemical polymerization. Powder polypyrrole was prepared with 4.290 (high) weight ratio of pyrrole (Py) monomer and oxidant (FeCl₃). During the synthesis, concentration of FeCl₃ was kept constant and methanol was used as a solvent. The Py monomer, anhydrous iron (III) chloride (FeCl₃) and methanol were used for synthesis of PPy. The solution of 7 ml methanol and 1.892 g FeCl₃ was first prepared in round bottom flask and 8.4 ml Py-monomer was added to (FeCl₃ + methanol) solution with constant stirring in absence of light. The amount of Py-monomer was added to the solution in such a way to get maximum yield. The polymerization of Py, which was suppressed in a solution, progressed rapidly due to an increase of oxidation potential caused by evaporation of

solvent. In the polymerization reaction of Py, it was observed that as soon as the Py-monomer was added to the solution, the colour changed to dark green/black. There was an increase in temperature of the solution during the start of reaction, which showed that it is an exothermic reaction and it was carried out at room temperature for 4 hr. The final precipitated polymer was filtered by a conventional method. The polymer was washed with distilled water several times till the filtrate obtained was colourless. To remove last traces of un-reacted pyrrole and remaining ferric and ferrous chloride formed due to polymerization, it was then washed with methanol. The polymer, obtained in powder form was dried first at room temperature for a few hours and then finally dried in an oven kept at 80°C for 5-6 hrs[6-9]. This polypyrrole is then used for active layers of Semiconductor Gas Sensors.

2.2 Sensor preparation:

The ink or paste of the sample was prepared by using screen-printing (thick film technique) technique. The binder for

screen-printing was prepared by thoroughly mixing 8 wt% butyl carbitol with 92 wt% ethyl cellulose. On chemically cleaned glass plate, paste of Al₂O₃ was screen printed and it was kept for 24 hr to dry it at room temperature and then heated at 140°C for 2.5 h to remove the binder. The Al₂O₃ layer provides mechanical support as well as high thermal conductivity. Paste of PPy in proper stiochometry was then screen printed on Al₂O₃ layer. Again plate was dried at room temperature for 24 h and binder was removed by heating it at 150°C for 2.5 h. Finally PPy and PANi thick film design for detection and monitoring of carbon dioxide gas sensor using conducting polymer polypyrrole and polyaniline.

Finally on the top surface of the sensor, interdigitated electrodes [6,7] were fabricated using conducting silver paste as shown in the Fig.1 (b) To measure the sensitivity, electrical resistance was measured with the help of voltage drop method, best one.

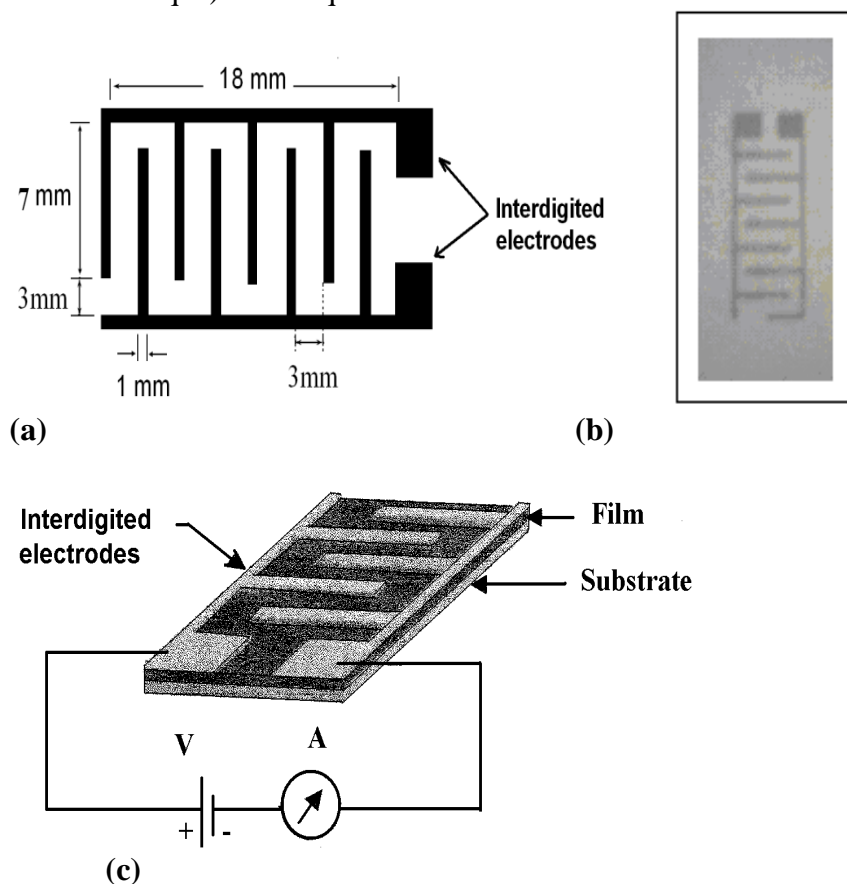


Fig. 2 (a) Fabrication of interdigitated Electrodes (b) Actual photograph of interdigitated electrodes (c) Circuit of resistance measurement using interdigitated electrodes.

3. Results and Discussion:

3.1:SEM Analysis:

Fig.3(a) SEM of Polypyrrole




Fig.3(b) SEM of Polyaniline




Table 3.1 Average diameter of pore and number of pores per inch of pure samples and their compositions

Sr. No.	Pure sample and their compositions (mole %)	Average diameter of pore (nm)	Number of pores per inch (in x 2000 magnification)
1.	PPy	275	118
2.	PANi	230	70

From the SEM pictures, it is observed that PPy have maximum pores per inch (calculated for x 2,000 magnification for each composition) than PANi. Thus PPy have more surface area and exhibit more sensing nature.

Maximum sensitivity was recorded for Polypyrrole gas sensor.

The sensitivity shown in the following table :2

3.2 Sensitivity of sensor:

The sensitivity of the sensor is given by equation (2)

$$S = \left(\frac{R_{air} - R_{gas}}{R_{air}} \right) = \left(\frac{\Delta R}{R_{air}} \right) \quad (2)$$

Where, R_{air} and R_{gas} are the resistances of sensors in air and gas respectively.

Sr. No.	Name of Material	Sensitivity (s) at 80 ppm at 300K
1	PPY	0.43
2	PANi	0.32

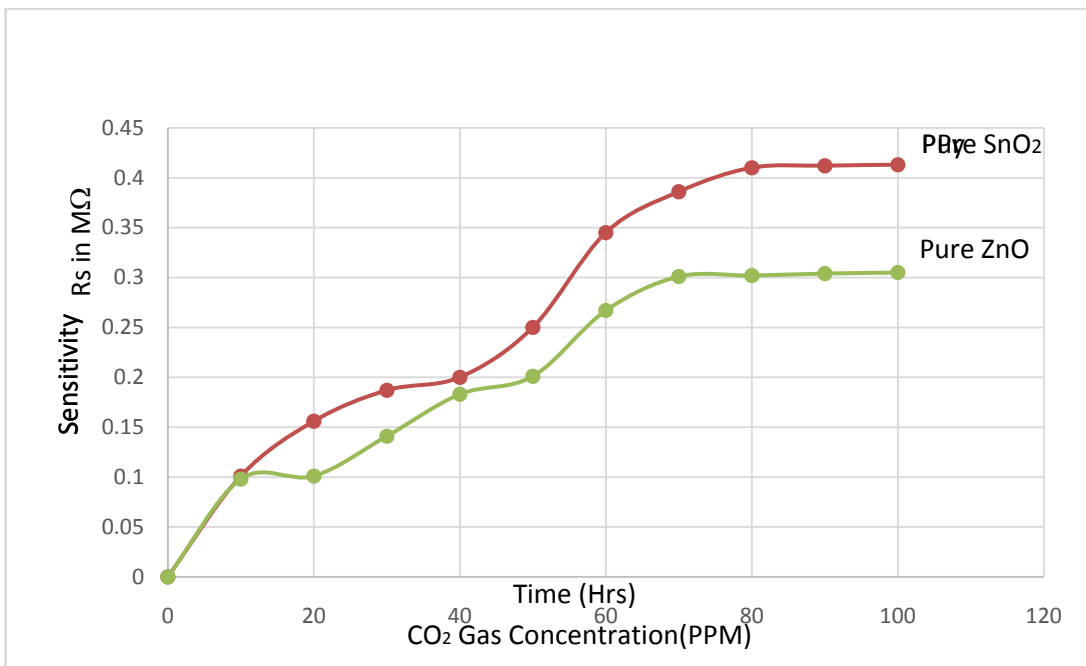


Fig.(3) Variation of sensitivity with of CO₂ gas concentration at room temperature.

3.3 Stability of sensor:

Rate of change of resistance of the sensor with respect to time defines the stability of the sensor. A sensor should be more stable for its better response.

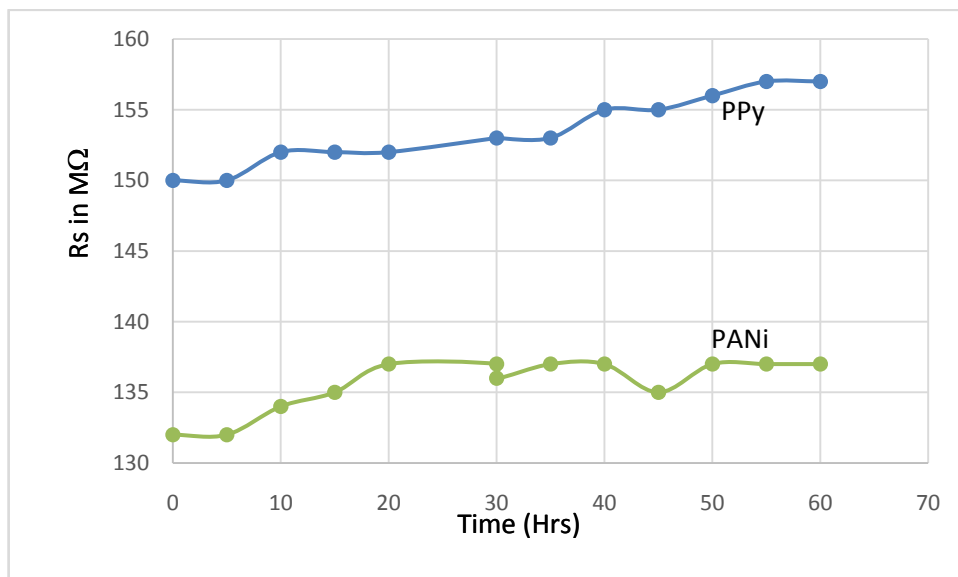


Fig. (4) Stability of the sensor.

From fig. (4), it is observed that resistance of sensor does not change drastically in case of PPy, where as in PANi it shows variations

4. Conclusions:

From SEM characterization it is concluded that the crystallite size of PPy is smaller and it is more porous. It has greater surface area and therefore shows greater response to CO₂ gas as compare to PANi. Screen printing technique is the easiest for the preparation thick film of gas sensor. PPy gas sensor shows good stability and sensitivity as compare with other PANi

5. Acknowledgement

The author Mude B.M. is very much thankful to Prof. S.P. Yawale, Head & Professor, Department of Physics, Institute of Science, Mumbai, Principal Dr. F. C Raughuwanshi, Vidyabharti Mahavidyalaya, Dr. Subhash Kondawar, Dept of Physics, RTM Nagpur University Nagpur & Dr. S.S. Yawale, Principal, Sydenham College, Churchgate, Mumbai for providing necessary facility and guided me at the time of my research work.

References:

- [1] Basudam Adhikari and Sarmishtha Majumdar, *Polymers in sensor applications*, Prog. Polym. Sci. 29 (2004) 699–766.
- [2] Sambhu Bhadra, Dipak Khastgir, Nikhil K. Singhaa and Joong Hee Leeb, *Progress in preparation, processing and applications of polyaniline*, Progress in Polymer Science 34 (2009) 783–810.
- [3] Yun-Ze Longa, Meng-Meng Li, Changzhi

Gub, Meixiang Wanc, Jean-Luc

Duvaill, Zongwen Lue and Zhiyong Fanf, *Recent advances in synthesis, physical properties and applications of conducting polymer nanotubes and nanofibers*, Progress in Polymer Science, 36 (2011) 1415–1442.

[4] Wei Zeng, Ming Qiu Zhang, Min Zhi Rongb and Qiang Zheng, *Conductive polymer composites as gas sensors with size-related molecular discrimination capability*. Sensors and Actuators B 124 (2007) 118–126

[5] S.A. Waghuley, S.M. Yenorkar, S.S. Yawale, S.P. Yawale, *Application of chemically synthesized conducting polymer-polypyrrole as a carbon dioxide gas sensor*, Sensors and Actuators B 128 (2008) 366–373.

[6] Chi-Ju Chiang, Kang-Ting Tsai, Yi-Huan Lee, Hung-Wei Lin, Yi-Lung Yang Chien-Chung Shih, Chia-Yu Lin, Huai-An Jeng, Yu-Hsuan Weng, Yao-Yi Cheng, Kuo-Chuan Ho, Chi-An Dai, *In situ fabrication of conducting polymer composite film as a chemical resistive CO₂ gas sensor*. Microelectronic Engineering, 111, 2013, 409–415,

[7] Fatma-Zohra Tebizi-Tighilt, Fawzi Zane, Naima Belhaneche-Bensemra, Samia Belhousse, Sabrina Sam, Nour-Eddine Gabouze, *Electrochemical gas sensors based on polypyrrole-porous silicon*, Applied Surface Science, 269, 2013, 180–183, 0169-4332,

[8] Yang Tan, Yanggang Chen, Zahid Mahimwalla, Michel B. Johnson, Tanu Sharma,

- Ralf Brüning, Khashayar Ghandi, Novel synthesis of rutile titanium dioxide–polypyrrole nano composites and their application in hydrogen generation. *Synthetic Metals*, 189, 2014, 77-85.
- [9] Kai Qi, Yubing Qiu, Zhenyu Chen, Xingpeng Guo, Corrosion of conductive polypyrrole: Galvanic interactions between polypyrrole and metal substrates, *Corrosion Science*, 91, 2015, 272-280.
- [10] Thea I.W. Schnoor, Graeme Smith, Dominik Eder, Krzysztof K.K. Koziol, G. Tim Burstein, Alan H. Windle, Karl Schulte, The production of aligned MWCNT/polypyrrole composite films, *Carbon*, 60, 2013, 229-235.
- [11] Yang Tan, Yanggang Chen, Zahid Mahimwalla, Michel B. Johnson, Tanu Sharma, Ralf Brüning, Khashayar Ghandi, Novel synthesis of rutile titanium dioxide–polypyrrole nano composites and their application in hydrogen generation, *Synthetic Metals*, 189, 2014, 77-85,
- [12] Chen Shen, Yupeng Sun, Wei Yao, Yun Lu, Facile synthesis of polypyrrole nanospheres and their carbonized products for potential application in high-performance supercapacitors, *Polymer*, 55, 12, 2014, 2817-2824
- [13] Jiangtao Feng, Jingjing Li, Wei Lv, Hao Xu, Honghui Yang, Wei Yan, Synthesis of polypyrrole nano-fibers with hierarchical structure and its adsorption property of Acid Red G from aqueous solution, *Synthetic Metals*, 191, 2014, 66-73.
- [14] Peng Liu, Xue Wang, Haidong Li, Preparation of carboxylated carbon nanotubes/polypyrrole composite hollow microspheres via chemical oxidative interfacial polymerization and their electrochemical performance, *Synthetic Metals*, 181, 2013, 72-78,
- [15] Ke Wang, Ying Huang, Tiaozheng Han, Yang Zhao, Haijian Huang, Lele Xue, Facile synthesis and performance of polypyrrole-coated hollow Zn₂SnO₄ boxes as anode materials for lithium-ion batteries, *Ceramics International*, 40, 2014, 2359-23